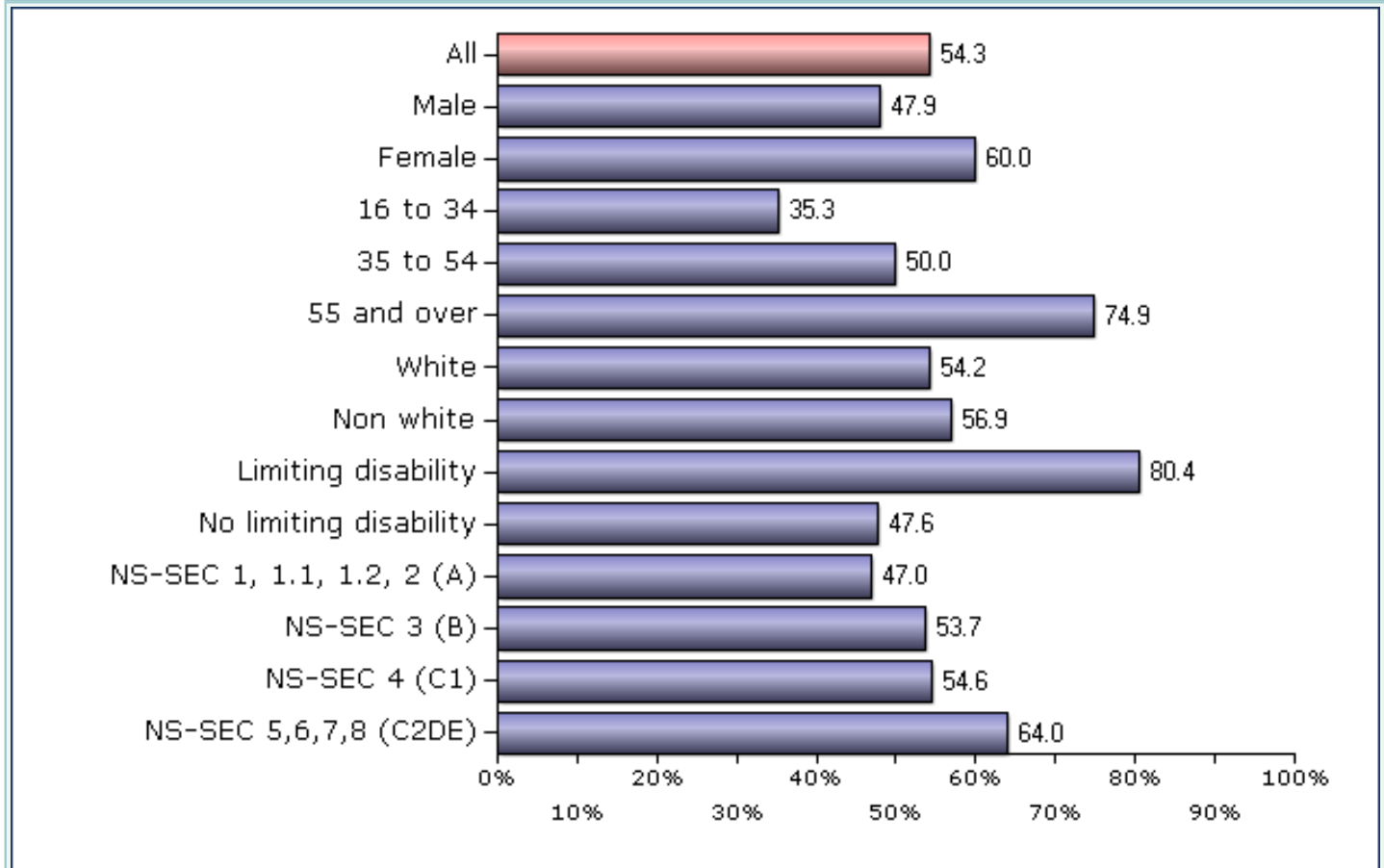


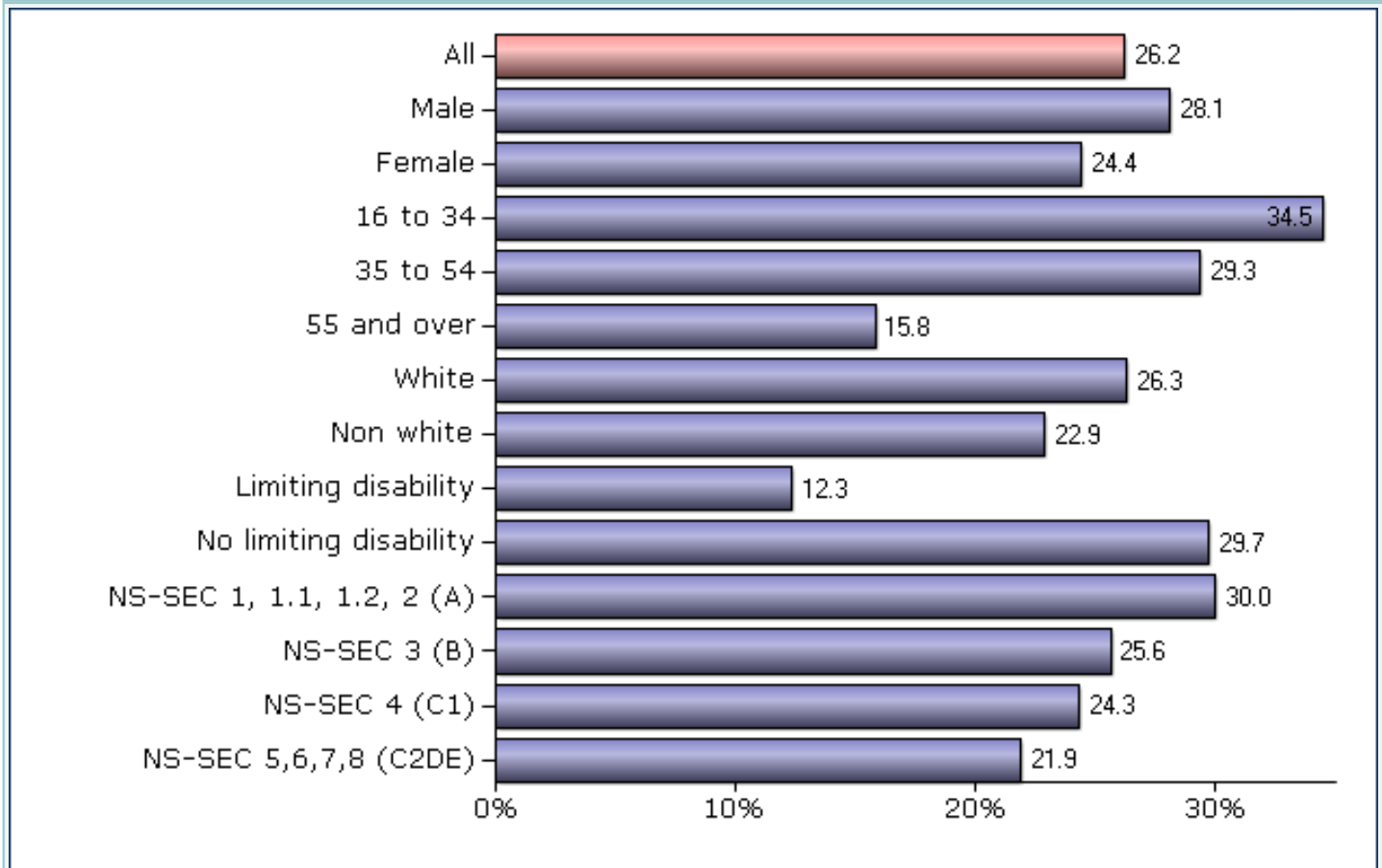
# Merseyside

Merseyside (County Sports Partnership)	
Zero days - 30 mins moderate participation (all adults)	54.3%
1 to 11 days - 30 mins moderate participation (all adults)	26.2%
20 or more days - 30 mins moderate participation (at least 5 times per week) (all adults)	10.0%
At least one recreational walk lasting 30 minutes at moderate intensity (all adults)	15.7%
At least one recreational cycle for at least 30 minutes at moderate intensity (all adults)	5.9%
Up to 4 hours volunteering (up to 1 hour a week) (all adults)	2.1%
Club members who did not do any volunteer work to support sporting activity (all clubs members)	83.3%
Not a member of a sports club (all adults)	76.0%
Not taken part in organised competitive sport (all adults)	86.1%

Zero days - 30 mins moderate participation (all adults)	
All	54.3%
Male	47.9%
Female	60.0%
16 to 34	35.3%
35 to 54	50.0%
55 and over	74.9%
White	54.2%
Non white	56.9%
Limiting disability	80.4%
No limiting disability	47.6%
NS-SEC 1, 1.1, 1.2, 2 (A)	47.0%
NS-SEC 3 (B)	53.7%
NS-SEC 4 (C1)	54.6%
NS-SEC 5,6,7,8 (C2DE)	64.0%

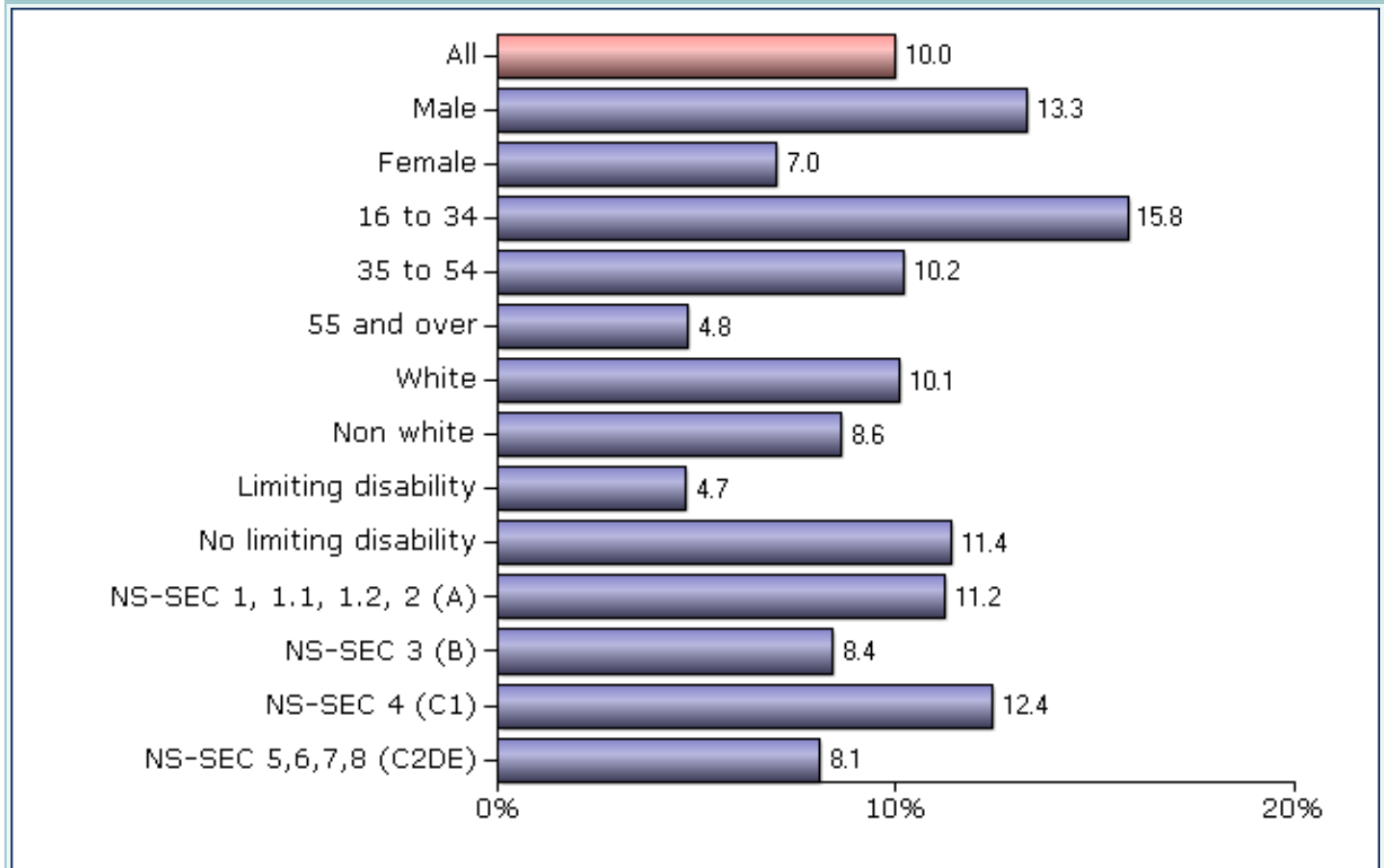


1 to 11 days - 30 mins moderate participation (all adults)	
All	26.2%
Male	28.1%
Female	24.4%
16 to 34	34.5%
35 to 54	29.3%
55 and over	15.8%
White	26.3%
Non white	22.9%
Limiting disability	12.3%
No limiting disability	29.7%
NS-SEC 1, 1.1, 1.2, 2 (A)	30.0%
NS-SEC 3 (B)	25.6%
NS-SEC 4 (C1)	24.3%
NS-SEC 5,6,7,8 (C2DE)	21.9%

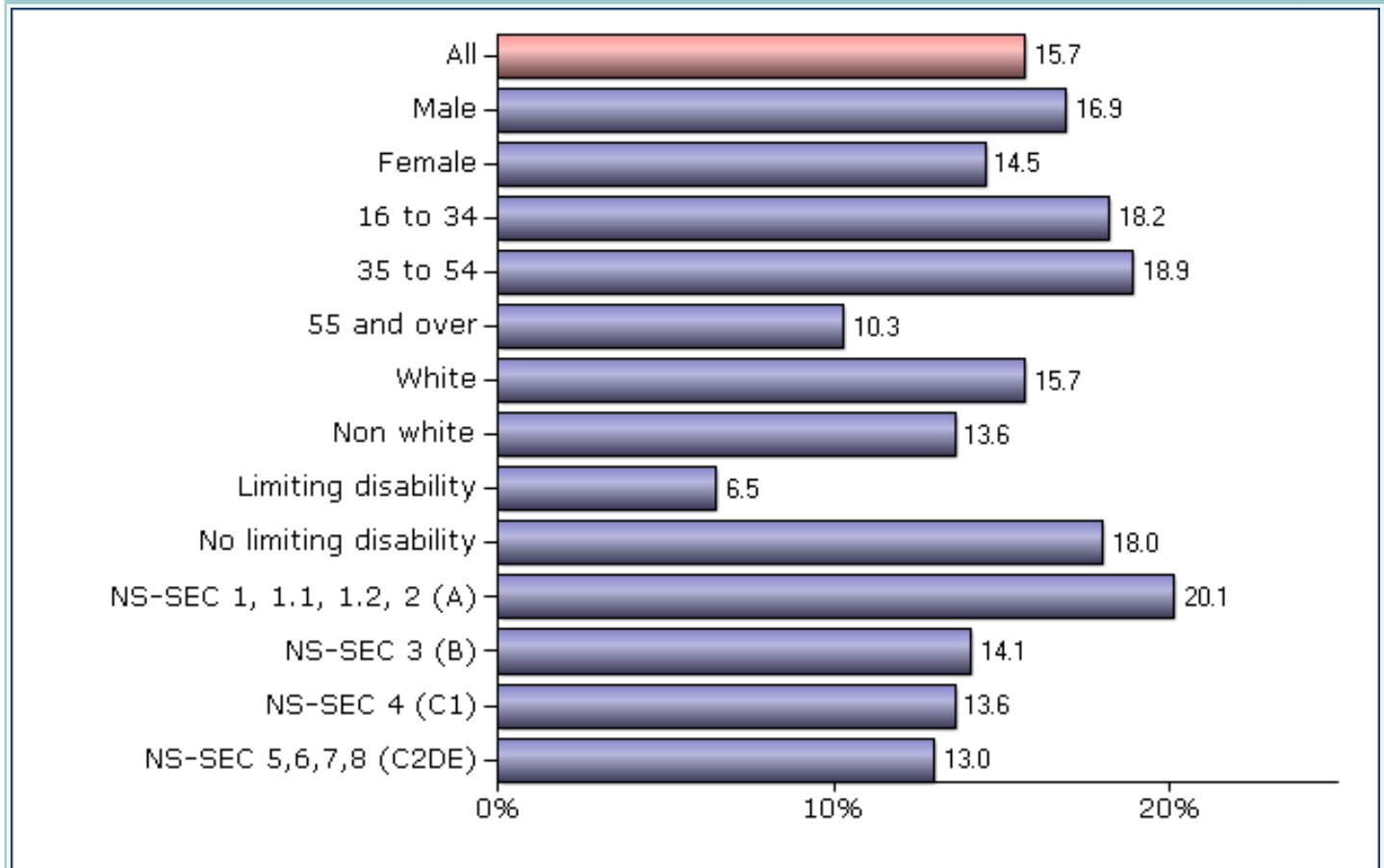




20 or more days - 30 mins moderate participation (at least 5 times per week) (all adults)	
All	10.0%
Male	13.3%
Female	7.0%
16 to 34	15.8%
35 to 54	10.2%
55 and over	4.8%
White	10.1%
Non white	8.6%
Limiting disability	4.7%
No limiting disability	11.4%
NS-SEC 1, 1.1, 1.2, 2 (A)	11.2%
NS-SEC 3 (B)	8.4%
NS-SEC 4 (C1)	12.4%
NS-SEC 5,6,7,8 (C2DE)	8.1%

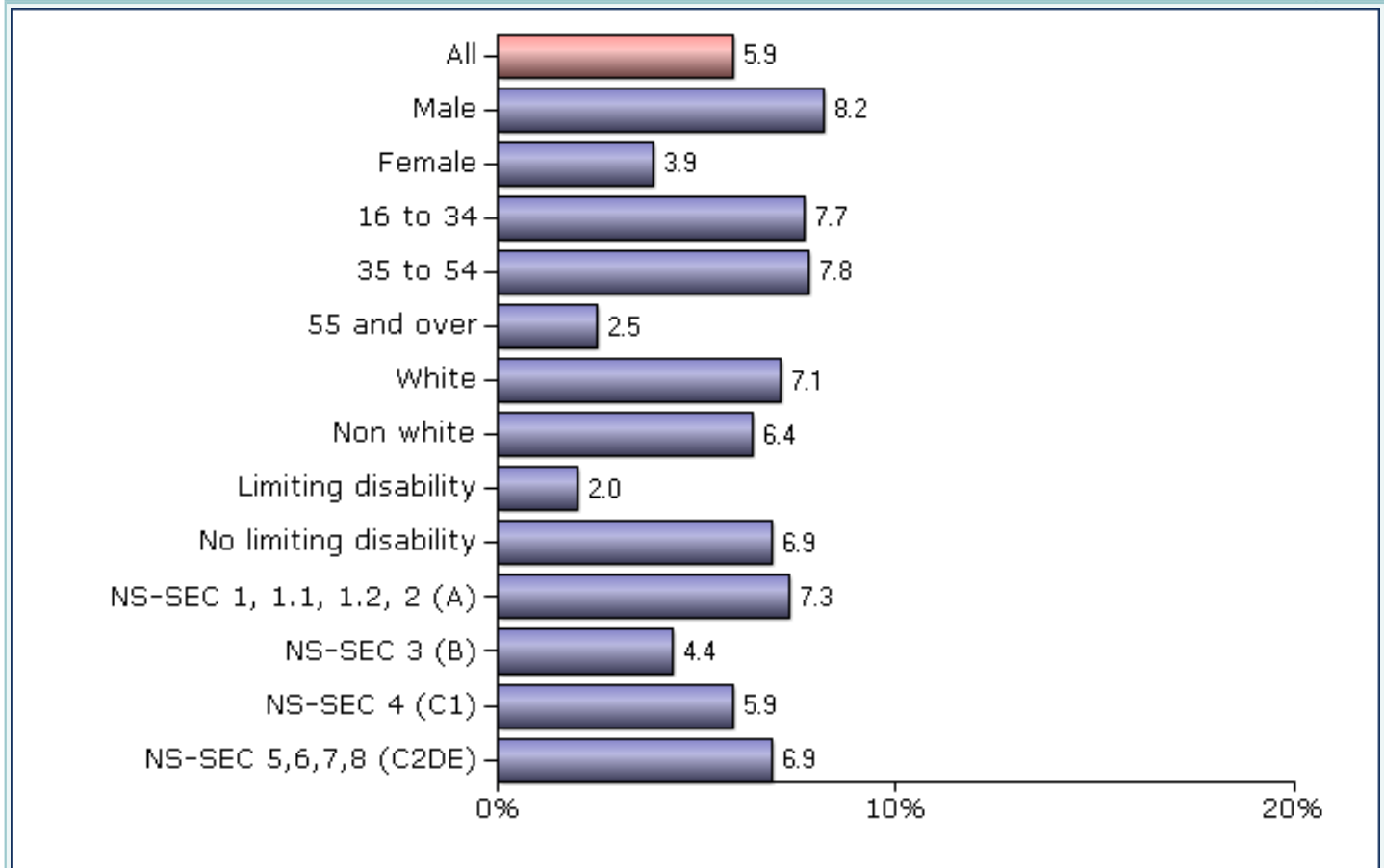


At least one recreational walk lasting 30 minutes at moderate intensity (all adults)	
All	15.7%
Male	16.9%
Female	14.5%
16 to 34	18.2%
35 to 54	18.9%
55 and over	10.3%
White	15.7%
Non white	13.6%
Limiting disability	6.5%
No limiting disability	18.0%
NS-SEC 1, 1.1, 1.2, 2 (A)	20.1%
NS-SEC 3 (B)	14.1%
NS-SEC 4 (C1)	13.6%
NS-SEC 5,6,7,8 (C2DE)	13.0%

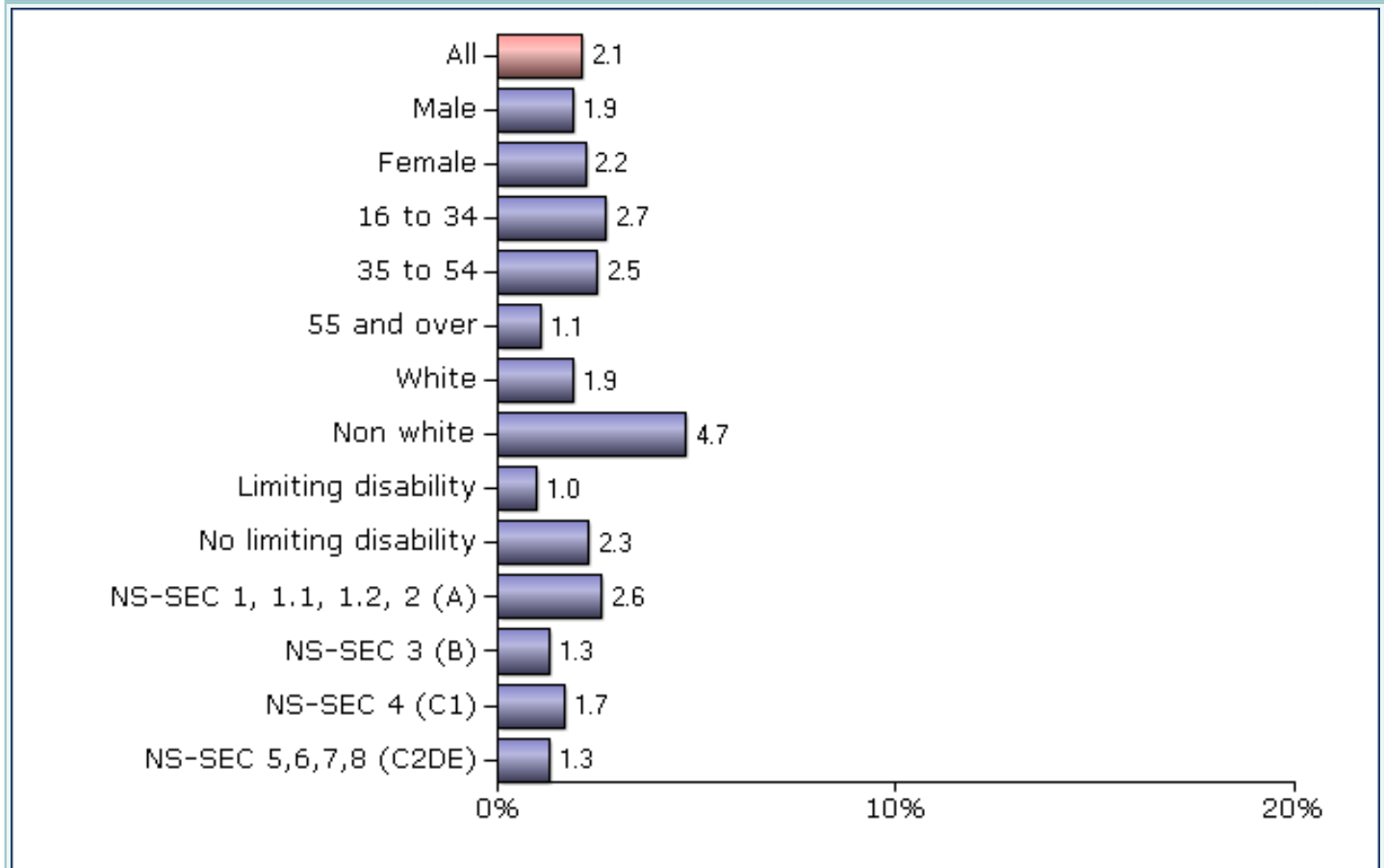




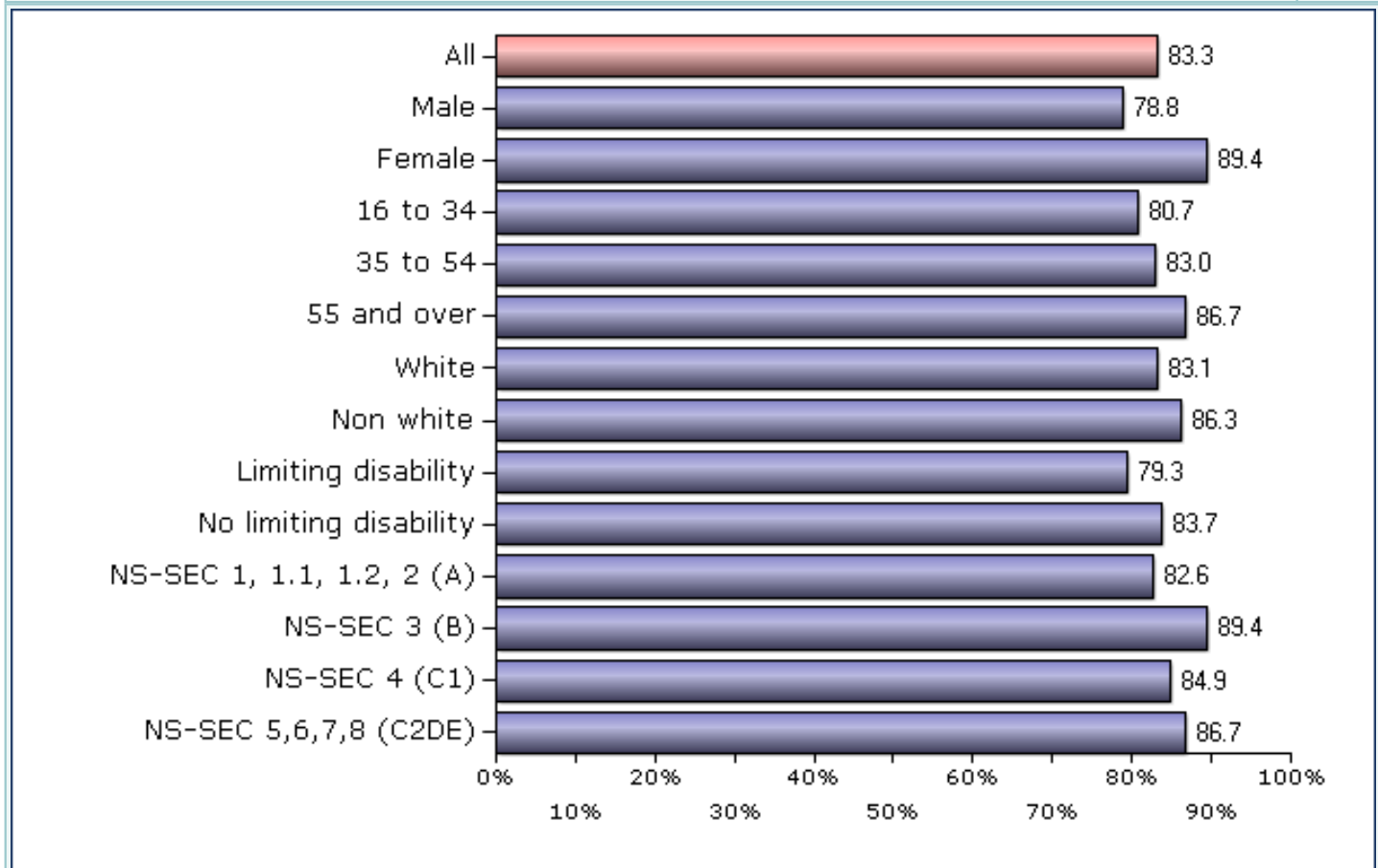
At least one recreational cycle for at least 30 minutes at moderate intensity (all adults)	
All	5.9%
Male	8.2%
Female	3.9%
16 to 34	7.7%
35 to 54	7.8%
55 and over	2.5%
White	7.1%
Non white	6.4%
Limiting disability	2.0%
No limiting disability	6.9%
NS-SEC 1, 1.1, 1.2, 2 (A)	7.3%
NS-SEC 3 (B)	4.4%
NS-SEC 4 (C1)	5.9%
NS-SEC 5,6,7,8 (C2DE)	6.9%



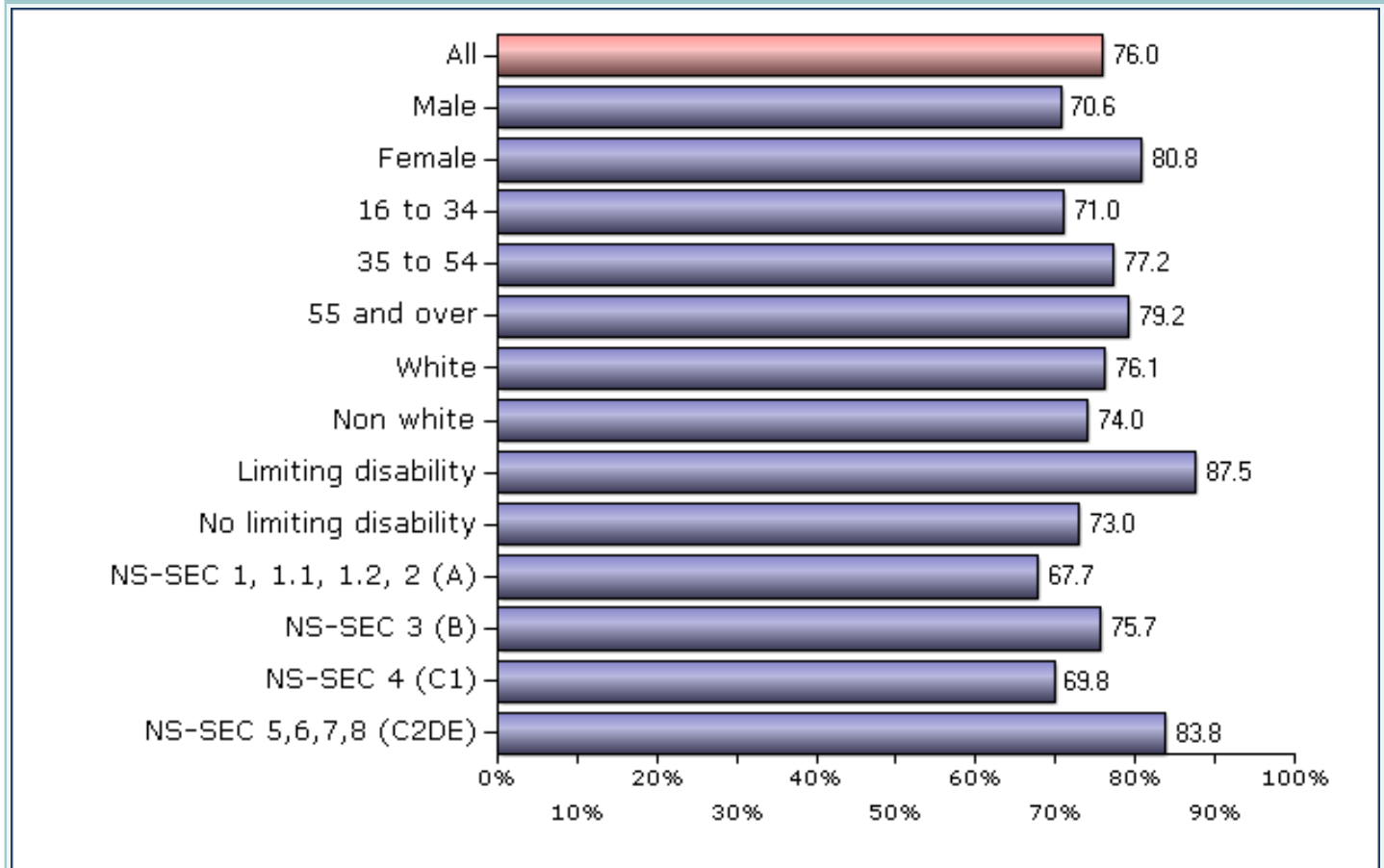
Up to 4 hours volunteering (up to 1 hour a week) (all adults)	
All	2.1%
Male	1.9%
Female	2.2%
16 to 34	2.7%
35 to 54	2.5%
55 and over	1.1%
White	1.9%
Non white	4.7%
Limiting disability	1.0%
No limiting disability	2.3%
NS-SEC 1, 1.1, 1.2, 2 (A)	2.6%
NS-SEC 3 (B)	1.3%
NS-SEC 4 (C1)	1.7%
NS-SEC 5,6,7,8 (C2DE)	1.3%



Club members who did not do any volunteer work to support sporting activity (all clubs members)	
All	83.3%
Male	78.8%
Female	89.4%
16 to 34	80.7%
35 to 54	83.0%
55 and over	86.7%
White	83.1%
Non white	86.3%
Limiting disability	79.3%
No limiting disability	83.7%
NS-SEC 1, 1.1, 1.2, 2 (A)	82.6%
NS-SEC 3 (B)	89.4%
NS-SEC 4 (C1)	84.9%
NS-SEC 5,6,7,8 (C2DE)	86.7%



Not a member of a sports club (all adults)	
All	76.0%
Male	70.6%
Female	80.8%
16 to 34	71.0%
35 to 54	77.2%
55 and over	79.2%
White	76.1%
Non white	74.0%
Limiting disability	87.5%
No limiting disability	73.0%
NS-SEC 1, 1.1, 1.2, 2 (A)	67.7%
NS-SEC 3 (B)	75.7%
NS-SEC 4 (C1)	69.8%
NS-SEC 5,6,7,8 (C2DE)	83.8%



Not taken part in organised competitive sport (all adults)	
All	86.1%
Male	79.8%
Female	91.7%
16 to 34	79.6%
35 to 54	87.0%
55 and over	90.8%
White	86.1%
Non white	84.3%
Limiting disability	94.4%
No limiting disability	83.9%
NS-SEC 1, 1.1, 1.2, 2 (A)	82.9%
NS-SEC 3 (B)	88.3%
NS-SEC 4 (C1)	84.9%
NS-SEC 5,6,7,8 (C2DE)	90.5%

