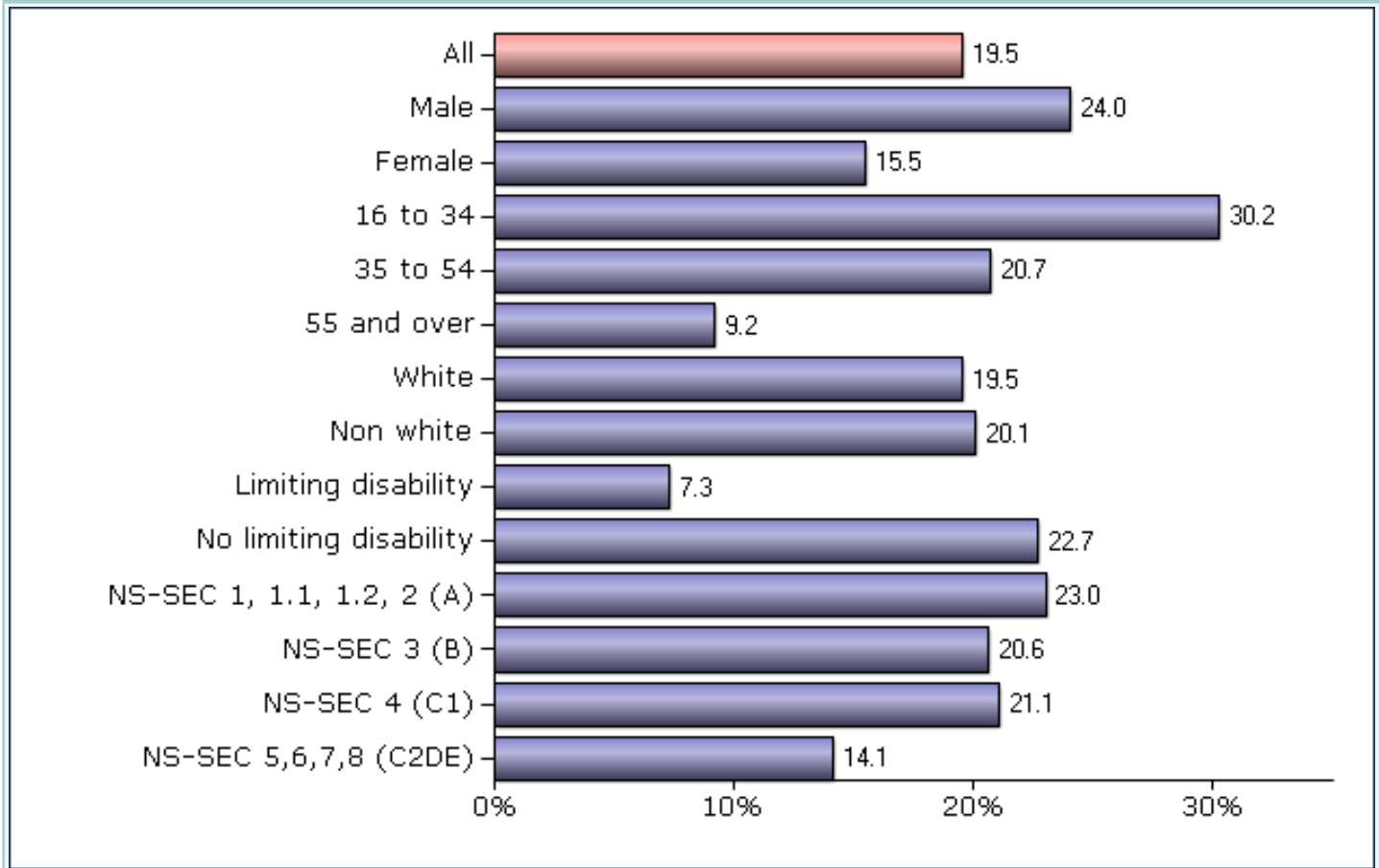


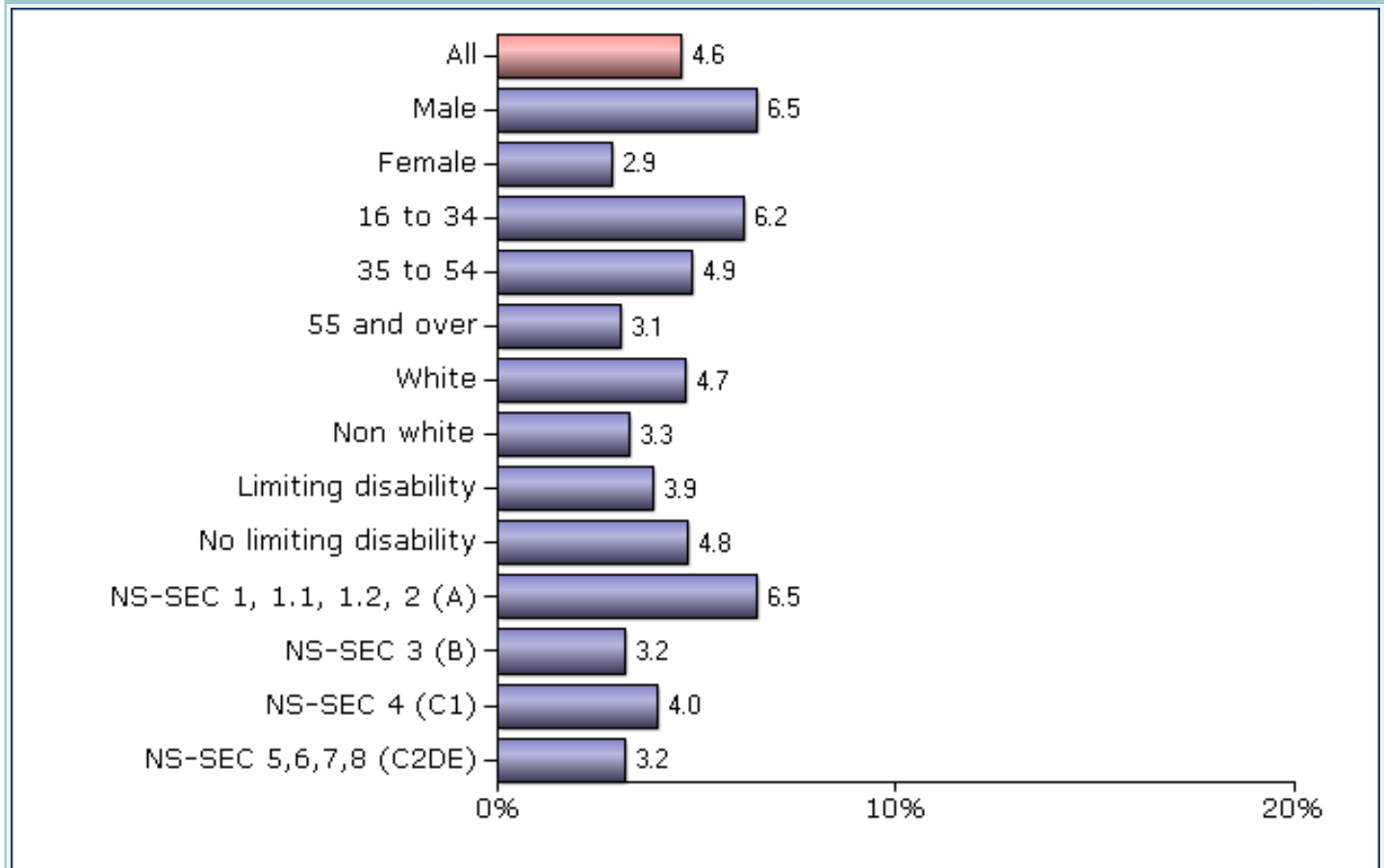
Merseyside

Merseyside (County Sports Partnership)	
KPI 1 - At least 3 days a week x 30 minutes moderate participation (all adults)	19.5%
KPI 2 - At least 1 hour a week volunteering to support sport (all adults)	4.6%
KPI 3 - Club member (all adults)	24.0%
KPI 4 - Received tuition from an instructor or coach in last 12 months (all adults)	15.3%
KPI 5 - Taken part in organised competitive sport in last 12 months (all adults)	13.9%
KPI 6 - Satisfaction with local sports provision (all adults)	67.7%

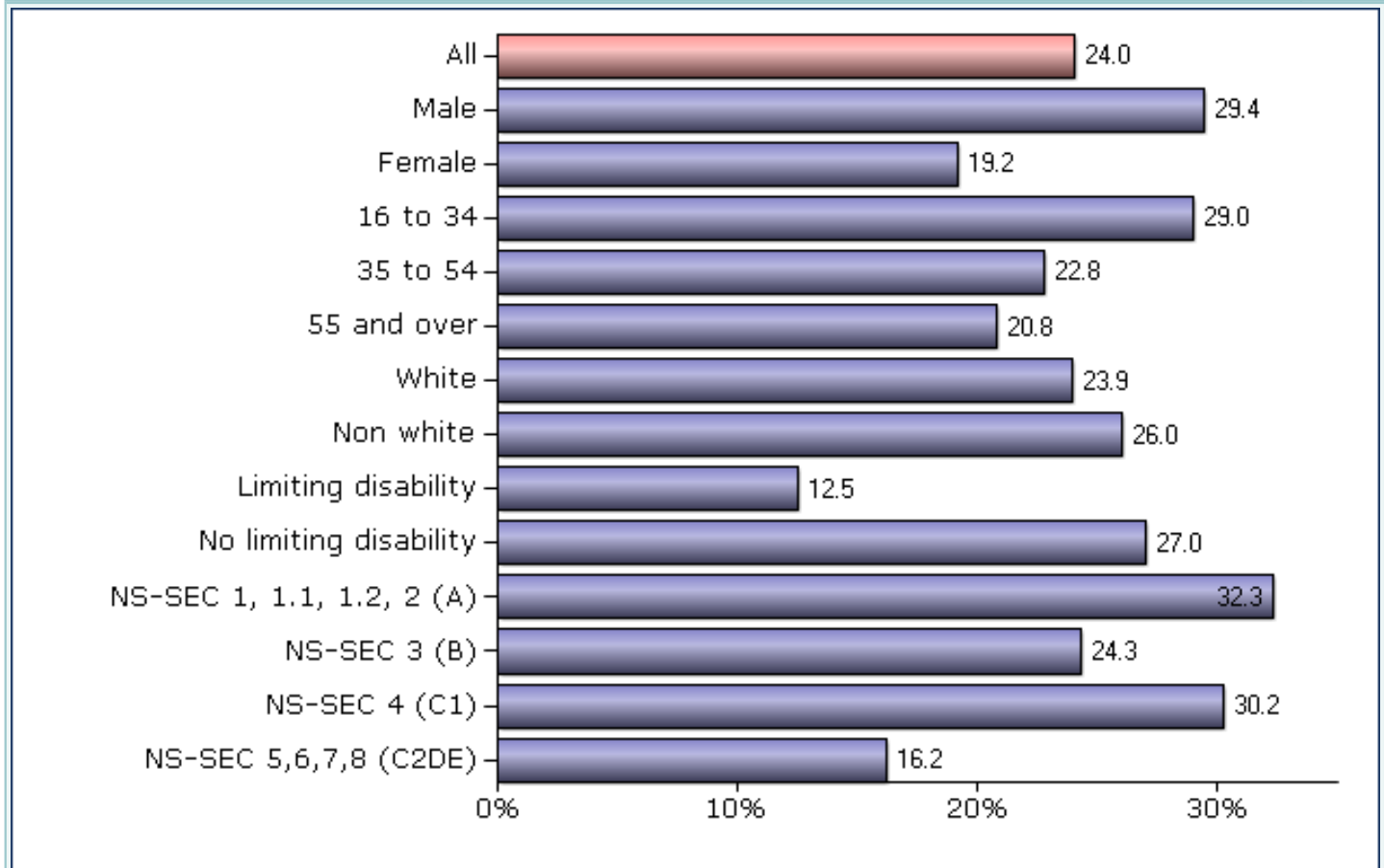
KPI 1 - At least 3 days a week x 30 minutes moderate participation (all adults)	
All	19.5%
Male	24.0%
Female	15.5%
16 to 34	30.2%
35 to 54	20.7%
55 and over	9.2%
White	19.5%
Non white	20.1%
Limiting disability	7.3%
No limiting disability	22.7%
NS-SEC 1, 1.1, 1.2, 2 (A)	23.0%
NS-SEC 3 (B)	20.6%
NS-SEC 4 (C1)	21.1%
NS-SEC 5,6,7,8 (C2DE)	14.1%



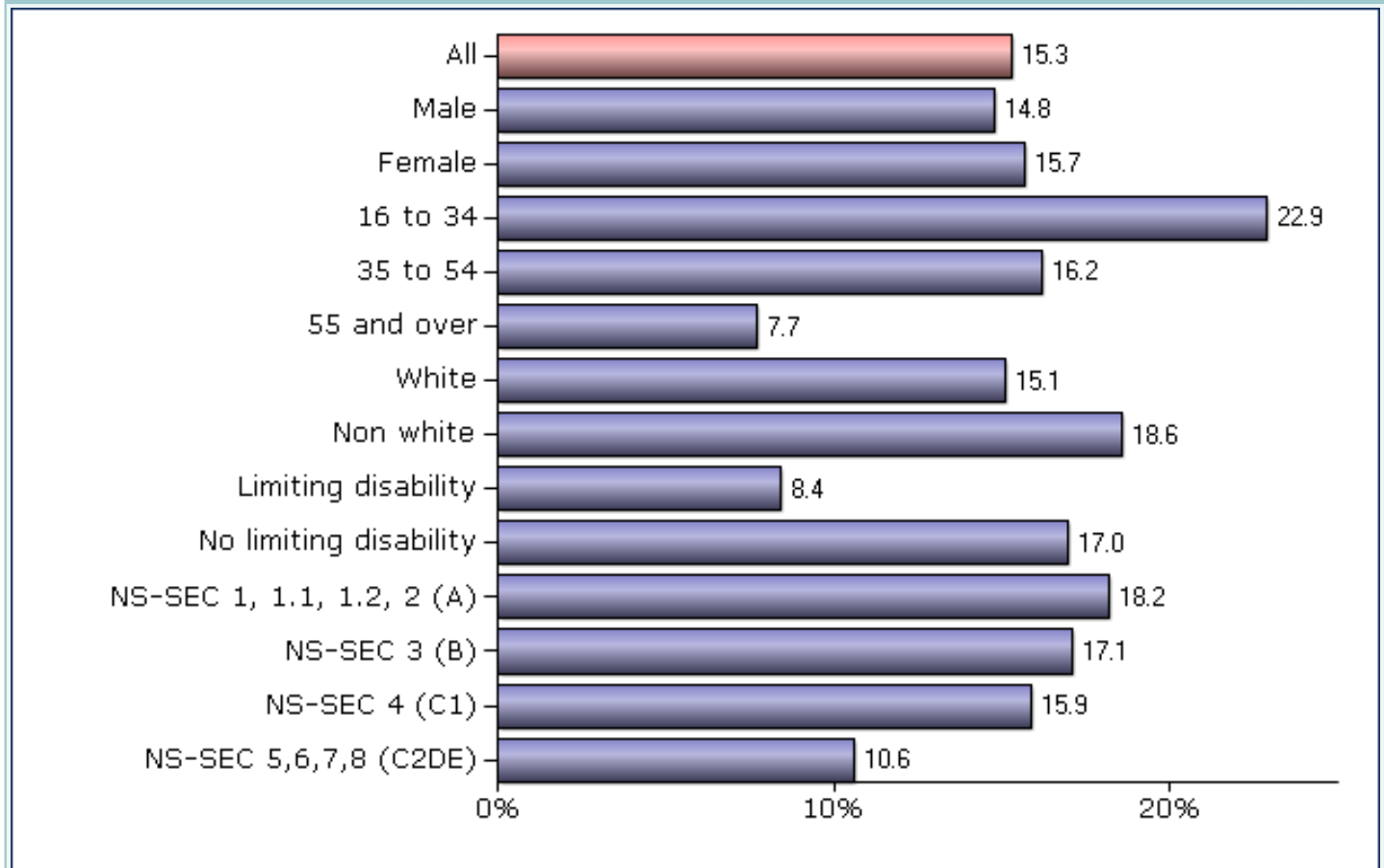
KPI 2 - At least 1 hour a week volunteering to support sport (all adults)	
All	4.6%
Male	6.5%
Female	2.9%
16 to 34	6.2%
35 to 54	4.9%
55 and over	3.1%
White	4.7%
Non white	3.3%
Limiting disability	3.9%
No limiting disability	4.8%
NS-SEC 1, 1.1, 1.2, 2 (A)	6.5%
NS-SEC 3 (B)	3.2%
NS-SEC 4 (C1)	4.0%
NS-SEC 5,6,7,8 (C2DE)	3.2%



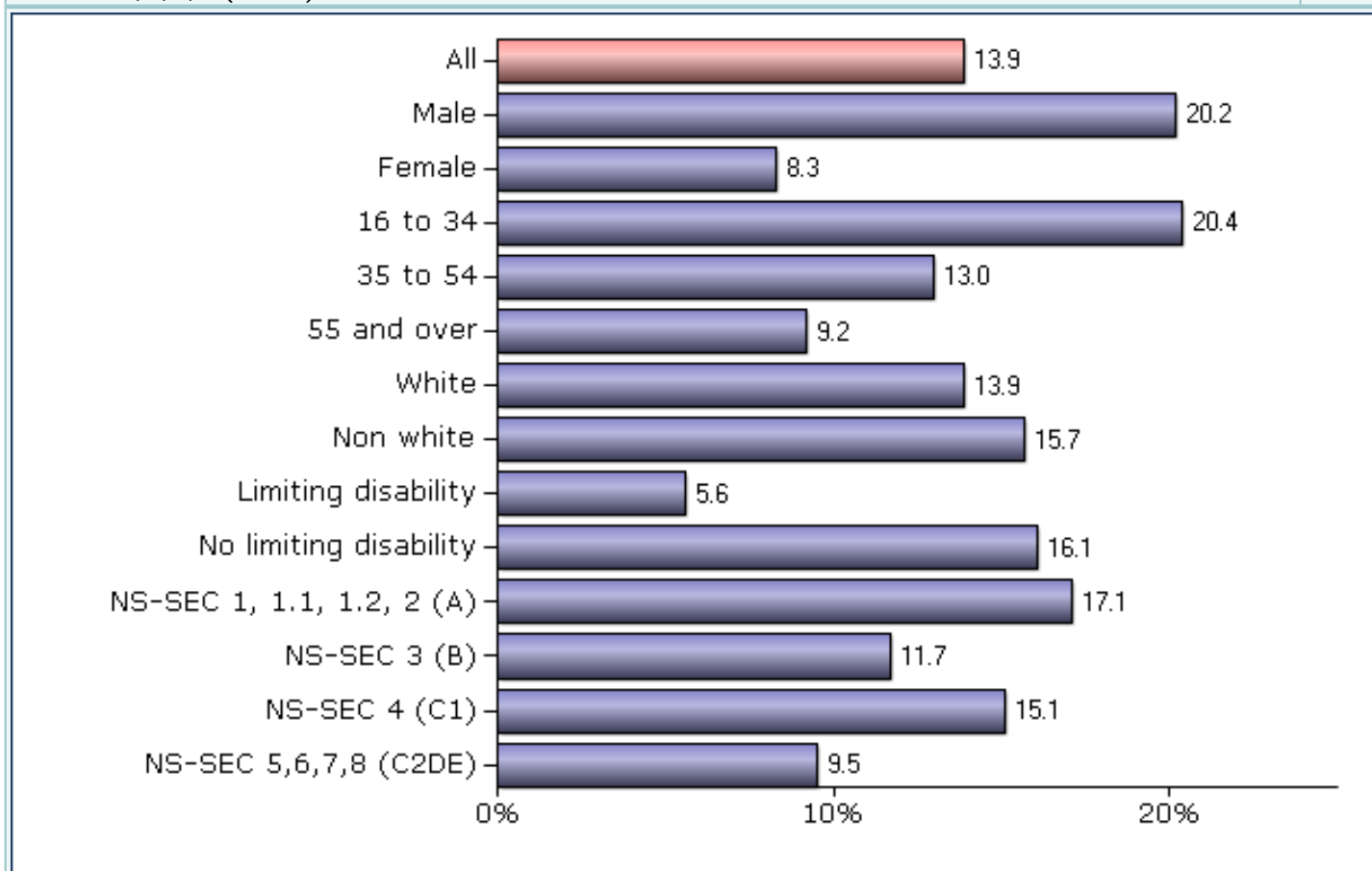
KPI 3 - Club member (all adults)	
All	24.0%
Male	29.4%
Female	19.2%
16 to 34	29.0%
35 to 54	22.8%
55 and over	20.8%
White	23.9%
Non white	26.0%
Limiting disability	12.5%
No limiting disability	27.0%
NS-SEC 1, 1.1, 1.2, 2 (A)	32.3%
NS-SEC 3 (B)	24.3%
NS-SEC 4 (C1)	30.2%
NS-SEC 5,6,7,8 (C2DE)	16.2%



KPI 4 - Received tuition from an instructor or coach in last 12 months (all adults)	
All	15.3%
Male	14.8%
Female	15.7%
16 to 34	22.9%
35 to 54	16.2%
55 and over	7.7%
White	15.1%
Non white	18.6%
Limiting disability	8.4%
No limiting disability	17.0%
NS-SEC 1, 1.1, 1.2, 2 (A)	18.2%
NS-SEC 3 (B)	17.1%
NS-SEC 4 (C1)	15.9%
NS-SEC 5,6,7,8 (C2DE)	10.6%



KPI 5 - Taken part in organised competitive sport in last 12 months (all adults)	
All	13.9%
Male	20.2%
Female	8.3%
16 to 34	20.4%
35 to 54	13.0%
55 and over	9.2%
White	13.9%
Non white	15.7%
Limiting disability	5.6%
No limiting disability	16.1%
NS-SEC 1, 1.1, 1.2, 2 (A)	17.1%
NS-SEC 3 (B)	11.7%
NS-SEC 4 (C1)	15.1%
NS-SEC 5,6,7,8 (C2DE)	9.5%



KPI 6 - Satisfaction with local sports provision (all adults)	
All	67.7%
Male	68.0%
Female	67.5%
16 to 34	64.1%
35 to 54	67.9%
55 and over	71.5%
White	68.0%
Non white	59.8%
Limiting disability	65.5%
No limiting disability	68.2%
NS-SEC 1, 1.1, 1.2, 2 (A)	68.8%
NS-SEC 3 (B)	66.1%
NS-SEC 4 (C1)	68.6%
NS-SEC 5,6,7,8 (C2DE)	67.3%

